

Liberty Pumps®

New!

Ascent™ II

Macerating Toilet System

**Featuring RazorCut™ Technology
IST™ Switch Sensing and
CleanConnect™ Seal**

The complete system for convenient addition of a bathroom in remodeling projects and additions. Powerful macerating system pumps waste to existing sewer lines in the building or home – *up to 25' high and 150' horizontally. Accepts additional lavatory and tub/shower connections for a complete bathroom anywhere!

*Horizontal distance can vary with amount of vertical pumping head. Consult factory for additional sizing and performance information.

Performance: Powerful and quiet, the new RazorCut™ system with stainless steel blades provides superior cutting compared to other macerating toilets.

Appearance: Clean, compact and modular. The new CleanConnect™ seal system eliminates unsightly rubber couplers for connecting the toilet to the macerator box. Rear exiting discharge and vent connectors conceal piping when exiting directly to a wall.

Serviceability: Designed with a new removable access cover, the Ascent™ II is completely serviceable without removing the macerating unit from the toilet or disconnecting plumbing!

Functionality: LED's inform of power on, alarm condition or low battery condition. Touch pad buttons allow manual by-pass operation of the unit and alarm silencing.

Code Compliant: Meets ADA comfort height standards, ANSI 117.1 and the new 1.28 gallon per flush requirement.

Patents Pending




innovate. evolve.



Horizontal or Vertical Piping?

QuickFlip™ discharge and vent connectors allow for horizontal or vertical pipe connections. Simply unscrew the connector and rotate 180 degrees for optional connection.

Heavy-duty connectors are PVC solvent weld type
1" discharge with integral check valve
1-1/2" vent.



Macerator Features:

- Improved cutter design with RazorCut™ system. Stainless steel blades are replaceable with heavy-duty utility knife blades.
- Advance run technology assures macerator blades are running prior to debris entering the cutter basket.
- IST switch technology provides for complete flush-out of debris in the cutter area reducing potential clogging and jamming.
- Solid state electronic switch system provides intelligent data for system operation and eliminates older style mechanical or diaphragm switches.
- Auxiliary inlets on each side of unit allow for connection of a lavatory and/or shower. White couplers. Accepts 1-1/2" or 2" pipe.
- Built in alarm with 9 volt battery back-up and push-to-silence switch.
- LED's inform of power on, alarm condition and low alarm battery.
- Contoured tank design allows for wall molding to run behind macerator box!



Removable Service Panel



Integral heavy-duty rubber gaskets



IST™ Intelligent Switch Technology

The Ascent II™ features solid state switch technology. Strategically located sensors activate the pump and alarm eliminating the need for troublesome diaphragm or mechanical float switches.

LED display informs of:

Power on • Alarm condition • Low battery condition

Functional touch pad on top of unit features:

Push to run override – allows manual run of the macerator overriding the IST™ switch.

Push-to-silence switch – silences the alarm.



Removable service panel on top cover provides easy access to system without removing plumbing or disconnecting the macerator from the toilet. No tools required.

RazorCut™ system is accessible for cleaning or blade replacement. Safety shut-off automatically disconnects electrical power when access cover is removed.

inno



CleanConnect™ Seal eliminates unsightly rubber accordion style couplers and hose clamps for connection of toilet to the macerator box! Simply slide the macerator box with a robust integral seal onto the hub of the toilet. Macerator sits closer to toilet for a more professional appearance!

Specifications

Hp: 1/2

Volts: 115

Hz.: 60

Amps: 7.9

RPM: 3450

Thermally protected with automatic reset

Alarm: 115 volt with 9 volt battery back-up
Battery included

Tank Material: ABS

Cutter Blades: Stainless Steel

Power Cord: 18-3, 8', white,
right-angle plug holds close to wall

Maximum Fluid Temperature:
104 degrees F., 40 degrees C.

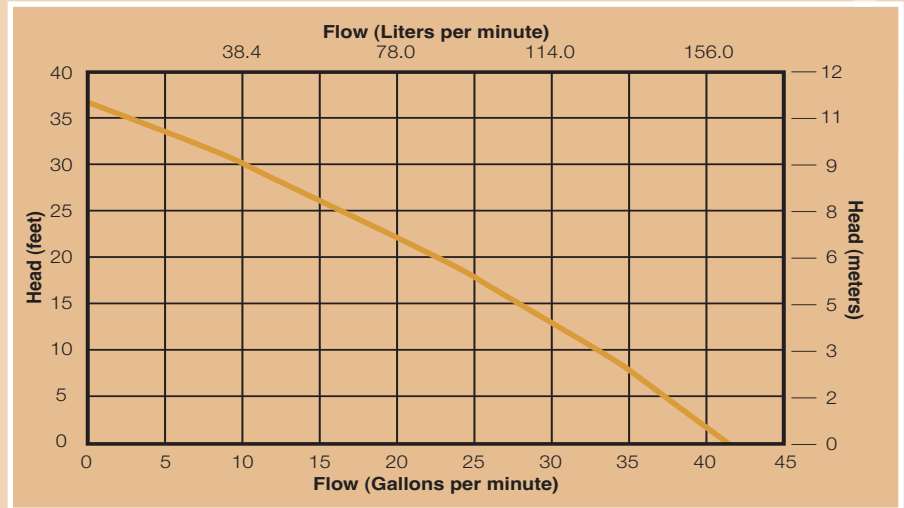


Toilet Features:

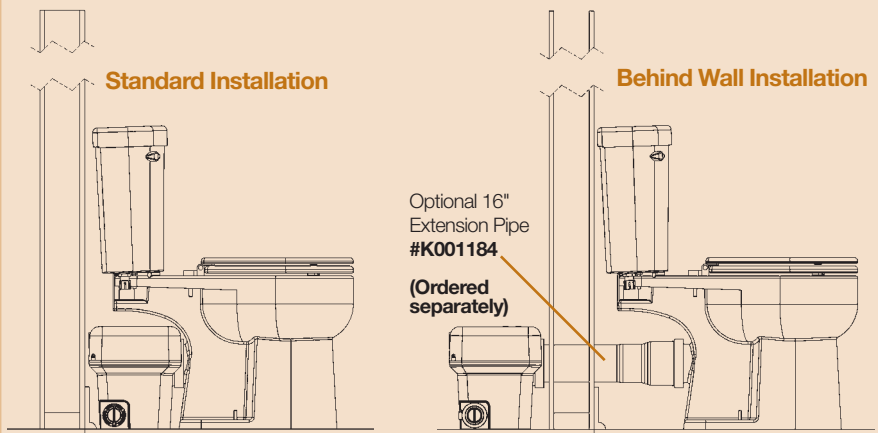
- Round or Elongated styles available
- Comfort height ADA compliant
- HET (High Efficiency Toilet) 1.28 gpf
- Improved flush design for one-flush operation
- White finish
- Installed flush valve kit
- 2-3/4" Trap
- Toilet seat included
- Insulated tank eliminates sweating in extreme climates



60 Hz. Performance Curve



Note: Maximum shut-off head is 36 feet. Usable maximum head - assuming 150' of lateral discharge through 1" pipe is 25 feet. Consult factory for proper sizing and calculation of friction loss.



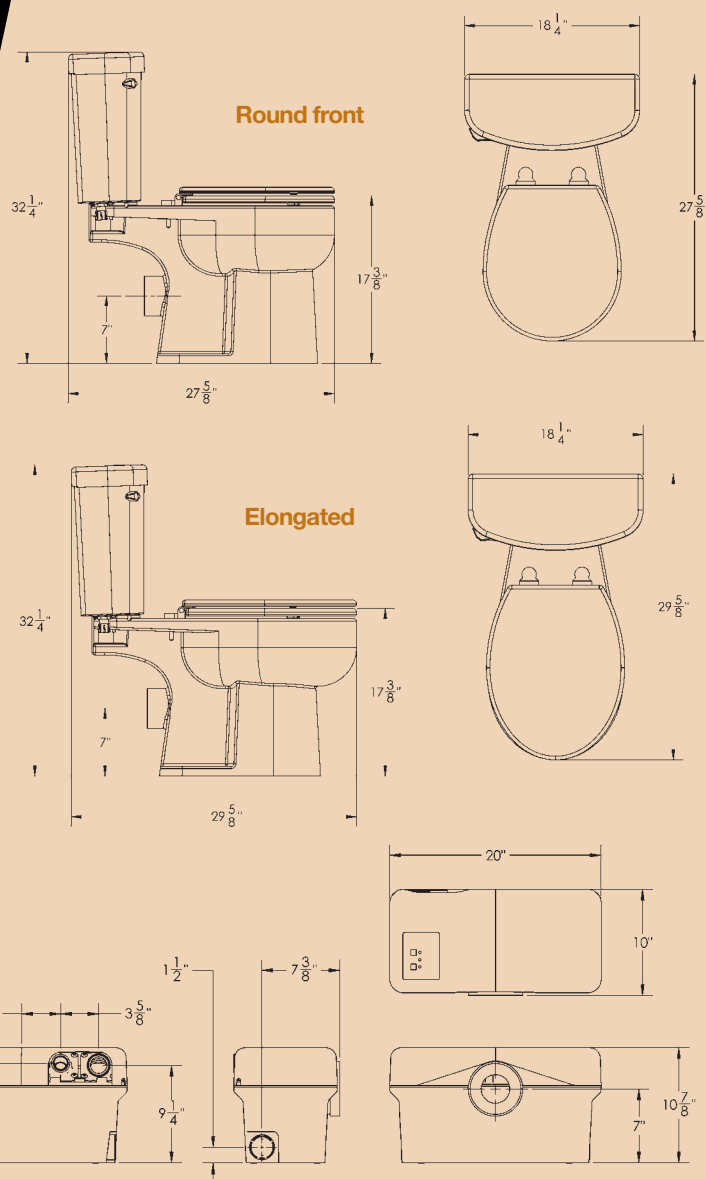
vate. evolve.

Ascent™ II

Macerating Toilet System



Dimensional data



MODELS	Description	Wgt. lbs.
ASCENTII-ESW	Complete System: Macerator and elongated toilet – white	121
ASCENTII-RSW	Complete System: Macerator and round front toilet – white	115
ASCENTII-MUW	Macerator unit only	22
ASCENTII-TW	Toilet Tank and Lid, insulated with flush valve kit – white	34
ASCENTII-EW	Toilet Bowl, elongated – white	49
ASCENTII-RW	Toilet Bowl, round front – white	45
K001184	Extension Pipe, 4" x 16" with integral seal	3